

POST SHOW PAPERWORK AND LABELS

Our Exhibitor Support Department will gladly prepare your outbound Material Handling Agreement and labels in advance. Complete the Outbound Shipping form and your paperwork will be available at show site. Be sure your carrier knows the company name and booth number when making arrangements for shipping your exhibit at the close of the show.

EXCESSIVE TRASH AND BOOTH ABANDONMENT

Any excessive trash which consists of display materials, carpet, padding, crates and/or pallets will be disposed of and charged both a handling fee and disposal fee during move-in. Excessive booth materials and/or literature left in the booth at the end of the published exhibitor move-out that is not labeled for an outbound shipment will be considered abandoned and deemed as trash. The exhibitor will be charged for the removal and disposal of these items. Charges may include Installation & Dismantle Labor, Forklift/Rigging Labor, and/or Dumpster Fee. Please call our Exhibitor Support Department at (888) 508-5054 for a quote.

SERVICE CONTRACTOR CONTACTS / INFORMATION:**FREEMAN**

(888) 508-5054
ExhibitorSupport@freeman.com

FREEMAN EXHIBIT TRANSPORTATION

(800) 995-3579 Toll Free US & Canada or +1 (512) 982-4187 or +1 (817) 607-5183 Local & International Shipping Services or fax +1 (469) 621-5810 or email exhibit.transportation@freeman.com

FREEMAN ONLINE®

Take advantage of discount pricing by ordering online at [FreemanOnline](#) by May 06, 2022.

Using the enhanced Freeman Online, you will enjoy easy access to added features and functions as well as the high caliber of Freeman services you've come to expect - **before, during and after** your show.

To place online orders you will be required to enter your unique Username and Password. If this is your first time to use Freeman Online, click on the "**Create an Account**" link. To access Freeman Online without using the email link, visit [FreemanOnline](#).

If you need assistance with Freeman Online please call Exhibitor Support at (888) 508-5054 Toll Free US & Canada or +1 (512) 982-4186 or +1 (817) 607-5000 Local & International.

SHIPPING INFORMATION

Warehouse Shipping Address:

Exhibiting Company Name / Booth # _____

Mobile Apps Unlocked 2022

C/O FREEMAN

6675 W Sunset Rd,
Las Vegas, NV 89118

Freeman will accept crated, boxed or skidded materials beginning Thursday, May 05, 2022, at the above address. Material arriving after May 26, 2022 will be received at the warehouse with an additional after deadline charge. Please note that the Freeman Warehouse does not accept uncrated freight (loose, pad-wrapped material and/or unskidded machinery), COD shipments, hazardous materials, freight requiring refrigerated or frozen storage, a single piece of freight weighing more than 5,000 pounds or a single piece of freight beyond the dimensions of 108" H x 93" W. Warehouse materials are accepted at the warehouse Monday through Friday between the hours of 7:00 AM - 2:30 PM. Certified weight tickets must accompany all shipments. If required, provide your carrier with this phone number: (888) 508-5054.

Show Site Shipping Address:

Exhibiting Company Name / Booth # _____

Mobile Apps Unlocked 2022

C/O FREEMAN

MGM GRAND CONFERENCE CENTER

4701 Koval Ln.

Las Vegas, NV 89109-4340

Freeman will receive shipments at the exhibit facility beginning Monday, June 06, 2022. Shipments arriving before this date may be refused by the facility. Any charges incurred for early freight accepted by the facility are the responsibility of the Exhibitor. Certified weight tickets must accompany all shipments. If required, provide your carrier with this phone number: (888) 508-5054.

Please note: All materials received by Freeman are subject to Material Handling Charges and are the responsibility of the Exhibitor. This also applies to items not ordered through the Official Show Vendors. Refer to the material handling form for charges for the service.

Please be aware that disposal of exhibit properties is not included as part of your material handling charges. Please contact Freeman for your quoted rates and rules applicable to disposal of your exhibit properties.

PURCHASE TERMS

Freeman's Terms & Conditions apply to all orders submitted to Freeman for any goods or services, and may be amended without notice. To review the current Purchase Terms, [click here](#).

LABOR INFORMATION

Union Labor may be required for your exhibit installation and dismantle. Please carefully read the UNION RULES AND REGULATIONS to determine your needs. Exhibitors supervising Freeman labor will need to pick up and release their labor at the Freeman Service Center. Refer to the order form under Display Labor for Straight time and Overtime hours.

ASSISTANCE

We want you to have a successful show. If we can be of assistance, please call Exhibitor Support at (888) 508-5054.

WE APPRECIATE YOUR BUSINESS!

FREEMAN GENERAL INFORMATION

TRANSLATION SERVICES

Freeman is pleased to offer a new service for our international exhibitors that provides quick interpretation and translation in 150 languages. This service will not only interpret for us on a three way conversation, but also translate emails from customers. To access this feature you may contact Exhibitor Support at (888) 508-5054 US & Canada or +1(817) 607-5000 Local & International.

HELPFUL HINTS

SAVE MONEY

Order early on [FreemanOnline](#) to take advantage of advance order discount rates, place your order by May 06, 2022.

AVOID DELAY

Ship early to avoid delays. Shipments arriving late at show site will cost you money, time and business!

SAFETY TIPS

Use a ladder, not a chair. Standing on chairs, tables and other rental furniture is unsafe and can cause injury to you or to others. These objects are not designed to support your standing weight.

Be aware of your surroundings. You are in an active work area with changing conditions during move-in and move-out. Pay attention. Look for obstacles, machinery and equipment that are in use.

Keep your eyes open for scooters and forklifts. The drivers of these vehicles may not be able to see you.

Stay clear of dock areas, trucks and trailers. These areas can be particularly dangerous.

Prevent electrical shocks, falling items and damage to materials. Do not attach items or equipment to the drapes or metal framework provided for your booth. This can cause serious injury or damage to materials.

We discourage children from being in the exhibit hall during installation and dismantle. If children are present during installation and dismantle, they must be supervised by an adult at all times.

Freeman does not ship or handle Hazardous Materials. If any materials you are shipping to the event fall into this category, please contact Freeman to be sure the material will be allowed at the facility and by the association. In addition, if authorized by the facility and the association, you will need to make separate arrangements for the transport and handling of the approved materials, since Freeman will not transport or handle them.

The operation or use of all motorized lifts and motorized material handling equipment for installation/dismantle of exhibits is NOT permitted by exhibitors or by their exhibitor appointed contractors (EACs). Thank you for your cooperation.

Call Exhibitor Support at (888) 508-5054 with any questions or needs you may have.

Interested in going green and saving money?

Follow these tips to make sure your sustainable booth strategies are cost-neutral or even cost-saving! Leave an impact on the show floor, not the environment.



1 BEFORE THE SHOW

booth structure

Option 1 Multiple Use

Use **Forest Sustainable Certified (FSC)** wood to build your booth and crates.

Get creative! Design your booth with a **small shipping footprint** to minimize carbon emissions. Freeman's eye-catching stretch-fabric booth designs pack up small (and light!) for shipping.

Option 2 One-time Use

Rent locally from nearby Freeman offices to reduce both shipping costs and carbon emissions.

2 carpet

Option 1 Rent

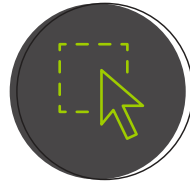
Rent rather than buy carpet to save on shipping, cleaning, and storage. Freeman Classic carpet can be reused at least four times.

Option 2 Color


Use darker-colored carpet, which is easier to reuse and recycle. Freeman Classic dark-colored carpets are made of 20-50 percent recycled content.



3 shipping



Online + before deadline = better bottom line. Take advantage of early-bird pricing and consolidate shipping when ordering supplies.



Choose reusable shipping padding. Avoid packing peanuts and foam plastic materials that never decompose.



Ship early. Use the 30-day policy to ship materials to the Freeman advance warehouse.

4 graphics

Option 1 Multiple Use

Print on a durable substrate **without dates, event names, or locations.**

Option 2 One-time Use

Print on 100 percent recyclable materials like Freeman Honeycomb and Smartbuild Eco, which are just as cost-effective as PVC.

5 printing



Reduce printing and **go digital** with your booth literature.



Print locally. Supporting local businesses while reducing shipping? It's a win-win.



Print on at least **50 percent post-consumer recycled paper.**

6

ON SITE

save energy



Use Energy Star-rated equipment for audio-visual equipment and monitors.



Power down. Turn off equipment at the end of each day.



Light up your booth with CFLs, LEDs, or other energy-efficient lighting.

8

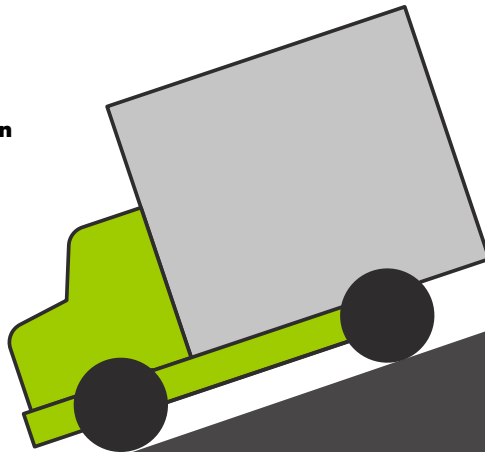
shipping out

Pack in, pack out.

Leave no traces on show site.

Join a caravan.

If you're shipping directly to another show, ask **Freeman Transportation about joining a caravan** to your next show.



9

leftover materials

Remember to label.

Clearly **label recyclable leftover material** for disposal.

Donate the rest.

Ask the Freeman Exhibitors Services desk about local donation programs.



**TYPICALLY*
DONATE-ABLE**

Furniture: Purchased items
Home furnishing: Décor staging materials

Unused raw materials: Plywood, subflooring, non-laminate wood

Flooring: 100 square feet of flooring. Excludes carpet.

Left over giveaways: Pens, pads of paper, sunglasses, USBs, etc., left over in your promotional giveaway

**TYPICALLY*
RECYCLABLE**

Cardboard: Used for signs or shipping boxes

Glass: Green, brown, clear

Plastics: Shrink-wrap or plastic banding used to secure shipments; water/soda bottles; plexiglass (acrylics) clear, smoked, or tinted; Visqueen used to protect flooring

Metal: Aluminum cans/ steel banding

Paper: Fliers, brochures, programs, tickets, office paper, newspaper, magazines, paperboard

Wood: Non-laminate wood

LAS VEGAS FIRE REGULATIONS

Please find below general guidelines for fire safety. Please refer to the Clark County Department of Building & Fire Prevention website for Requirements and Permit Guidelines, Application Forms, Permit Fees, etc.

Clark County Department of Building & Fire Prevention:

https://www.clarkcountynv.gov/government/departments/building_fire_prevention/index.php

The following items are required to have a permit from the Clark County Department of Building & Fire Prevention:

- Candles and Open Flames (including gelled alcohol, Sterno, etc.)
- Flame Effects
- Open Flame Devices (e.g. candles and gelled alcohol warmers)
- Fireworks/Pyrotechnics
- Compressed Gases
- Cryogenic Fluids
- Hot Works Operations (welding operations)
- Liquid or Gas-Fueled Vehicles or equipment for display in assembly occupancies
- Fire Systems for Covered Booths exceeding 1,000 square feet that will be erected for more than seven (7) show days or contain vehicles, open flame, or hot works.
- Tents and/or Canopies
- Temporary Membrane Structures
- Temporary Outdoor Structures

For information specific to the Las Vegas Convention Center, please contact the LVCVA Convention Services Department at (702) 892-2915.

For information specific to the Mandalay Bay Convention Center, please contact their Exhibitor Services Department at (855) 408-1349.

For information specific to the Sands Expo Center, please contact Sands Customer Service at (702) 733-5070.

PLEASE NOTE: Failure to notify show management and/or apply for permit no later than three weeks prior to the move-in of an event could result in higher permit fees or non-admission of the item/service to the exhibit floor.

- 1. In accordance with the Nevada Clean Indoor Air Act, smoking is prohibited in exhibit areas.**
- 2. All materials used in construction and decoration of an exhibit must be flame retardant.** Fabrics must be certified as flame retardant or a sample must be available for testing. Materials which cannot be treated to meet the requirements may not be used. NFPA 701 is the accepted standard.
- 3. All exits and exit aisles must be kept clear and unobstructed.** No furniture, signs, easels, chairs or displays may protrude into aisles unless shown on the Fire Marshal approved floor plan.
- 4. Designated "No Freight" aisles must be maintained clear of crates and exhibit materials during move-in and move-out.** These aisles are required for emergency access throughout the hall and to expedite freight and empty crate moving.
- 5. All empty cartons or crates must be labeled and removed for storage or they will be removed as trash.** Crates are not to be used as exhibit supports.
- 6. All fire hose racks, fire extinguishers, strobe lights and emergency exits must be visible and accessible (3' clearance for hoses and extinguishers) at all times.** This includes fire protection equipment located within exhibits. Exits and exit signs must not be covered by drapes nor obscured from view by exhibit components.
- 7. Exhibitors who intend to display a vehicle within the confines of their exhibit booth must obtain a vehicle display permit from the Clark County Department of Building & Fire Prevention.** At least one battery cable shall be removed from the battery used to start the engine. (Batteries for auxiliary equipment may be connected.) The fuel tank shall not have more than 1/4 capacity or five (5) gallons, whichever is less. Fuel tank(s) are sealed. Fueling or de-fueling is not permitted in the assembly occupancy. A 36" wide access aisle or clear space is maintained around all sides of the display and a minimum of 20 feet away from exit doors, exit stairs, the exit access or exit passageways. No leaks of fluids. No relocation of the display during exhibit hours.

Exception: Permits are not required at the Las Vegas Convention Center; however, vehicles that use compressed gas are prohibited. At least one battery cable shall be removed from the batteries used to start the vehicle engine. Batteries used to power auxiliary equipment shall be permitted with prior approval from the LVCVA Safety Office.
- 8. Combustible materials must not be stored beneath display vehicles.** Space beneath vehicles must be clear and visible except for permitted electrical supplies.
- 9. Vehicles in building for unloading must not be left with engine idling.** Exhaust gases present extreme hazards to workers on catwalks. If engine cannot be shut down, vehicle must be removed from the building as quickly as possible.
- 10. No storage of any kind is allowed behind booths or near electrical service.** Materials for hand-outs must be limited to one day supply and stored neatly within the booth. Violators will be notified and if not removed by show opening, Official Service Contractor will remove and store at **EXHIBITOR'S EXPENSE**.

LAS VEGAS FIRE REGULATIONS (continued)

11. **All 110 volt extension cords shall be three-wire (grounded), #14 or larger AWG, copper wire. All connections must be supported and secure.** Two wire, "Zip Cords" are not permitted other than factory installed appliance connectors; these may not exceed six (6) feet in length and must be UL approved.
12. **Cube tap adapters are prohibited (Uniform Fire Code 85.107). Multi-plug connectors must be UL approved with built-in overload protection.** Connectors must not be used to exceed their listed ampere rating.
13. **Electrical work under carpets or flooring must be installed by the official electrical service provider.** All cords must be flat, three conductor, #14 AWG or larger.
14. **All temporary wiring must be accessible and free from debris and storage materials.** Hard backed booths must have power supplies dropped within the booth.
15. **Compressed gas cylinders, including LPG, must obtain a permit from the Clark County Department of Building & Fire Prevention.** Flammable gases, i.e.: butane, propane, natural gas, et al; are subject to prior approval. Non-flammable compressed gas cylinders must be secured in an upright position with gauges and regulator protected against physical damage.

Exception: Please contact the Las Vegas Convention Center for their specific guidelines.

16. **Certain halogen lamps have been banned at the Las Vegas Convention Center, Mandalay Bay Convention Center, Sands Expo Center, and Cashman Center.**

Halogen lamps at the Las Vegas Convention Center, Sands Expo Center and Cashman Center are limited to 75 watts and must be of the sealed variety, which prevents direct handling of the bulb.

Halogen lighting policy at Mandalay Bay Convention Center covers restrictions on stem mounted halogen lighting provided by display contractors and exhibitors for the temporary lighting of exhibit booths. The use of any stem mounted halogen or other fixtures employing a non-shielded halogen bulb is not allowed. In addition, conventional track lighting systems that use any of the approved types of halogen bulbs and that are securely mounted to stable exhibit structures will continue to be allowed. Approved halogen bulbs include: MR 11/16 Covered - Low Wattage, MR 16 Covered - Line Voltage and PAR 14, 16, 20, 30 and 48.

17. **Single-level covered exhibits require automatic fire sprinklers underneath covered areas greater than 1,000 square feet that will be in place for 7 or more show days (not including move-in and move-out days).** Sprinklers are also required when there will be vehicles, open flame, or hot works underneath any covered areas. The permit that is required is only for the installation of fire sprinklers, not for structural review of exhibits.

Exception: Where the booth is used in an event with duration less than 7 calendar days and does not contain vehicles, open flame or hot works, automatic fire sprinklers are not required, provided the aggregate area of unsprinklered booths within the room does not exceed 30% of the room size.

Exception: Please contact the Las Vegas Convention Center, Sands Expo Center or Cashman Center for their specific guidelines.

18. **Please note: These are Clark County Department of Building & Fire Prevention guidelines. Please contact the the event facility for specific guidelines.**

Multi-level covered exhibits require automatic fire sprinklers underneath all covered areas on each level when the walking surface of the upper level(s) is over 1,000 square feet that will be in place for 7 or more show days (not including move-in and move-out days). Upper level areas of multi-level exhibit booths exceeding 300 square feet shall not have less than two remote means of egress. Sprinklers are also required when there will be vehicles, open flame, or hot works underneath any covered areas. The permit that is required is only for the installation of fire sprinklers, not for structural review of exhibits. Any exhibit with an upper deck area to be occupied must be evaluated and stamped by a licensed engineer. The upper level of multi-level exhibit booths exceeding 300 square feet shall have not less than two remote means of egress. Stamped plans should be present within the exhibit for potential verification by the Fire Marshal upon request.

Exception: Where the booth is used in an event with duration less than 7 calendar days and does not contain vehicles, open flame or hot works, automatic fire sprinklers are not required, provided the aggregate area of unsprinklered booths within the room does not exceed 30% of the room size.

19. **Tents in excess of 400 square feet, canopies in excess of 700 square feet, and temporary membrane structures must be approved by the Clark County Department of Building & Fire Prevention.**

Exception: Please contact the Las Vegas Convention Center for their Tents/Canopies guidelines.

20. **Demonstration cooking and food warming in exhibition spaces shall comply with the Clark County Fire Code and facility regulations.**

Exception: Please contact the Las Vegas Convention Center for their specific guidelines.

21. **The use of candles and other open flame decorative devices must be approved by the Clark County Department of Building & Fire Prevention.**

Exception: Please contact the Las Vegas Convention Center for their specific guidelines.